



20
22

UTAH COUNTY
HEALTH DEPARTMENT

ANNUAL REPORT

CONTENTS

02

Table of Contents

03

Letter from the Executive Director
Budget

04

Health Champions

05

Administration
Board of Health

06

Family & Personal Health Services
Home Visit Programs, Reportable Infectious Diseases, and
Immunizations & Wellness Clinics

08

Health Promotion

10

Mosquito Abatement

11

Vital Records

12

Environmental Health

13

Public Information & Communication

14

Senior Volunteers

15

Women, Infants, & Children (WIC)

LETTER FROM THE EXECUTIVE DIRECTOR



Dear Utah County Residents and Community Leaders:

I am pleased to present the annual report for the Utah County Health Department which highlights the incredible efforts of our wonderful staff. Our dedicated team of public health professionals have worked diligently to accomplish our mission of promoting and protecting the health of people and the communities where they live, learn, work and play. Our small army of public health experts successfully addressed a wide range of health issues, including disease outbreaks, environmental concerns, and the critical issues experienced by a growing and vibrant community.

We have delved into health informatics data to help utilize limited resources where they have the greatest impact. We focused on implementing evidenced based programs and policies that deliver the greatest potential to improve health outcomes and reduce health disparities. We have reprioritized our services to better serve our vulnerable populations however possible.

We recognize and appreciate all who helped us with the ongoing COVID-19 pandemic community response. As a department, we continue to lean upon our wonderful community leaders, partners and sister agencies that provided irreplaceable expertise, collaboration, and contributions. We could not have accomplished our mission without the steady support of our local County Commissioners, Board of Health, Mayors, and other stakeholders.

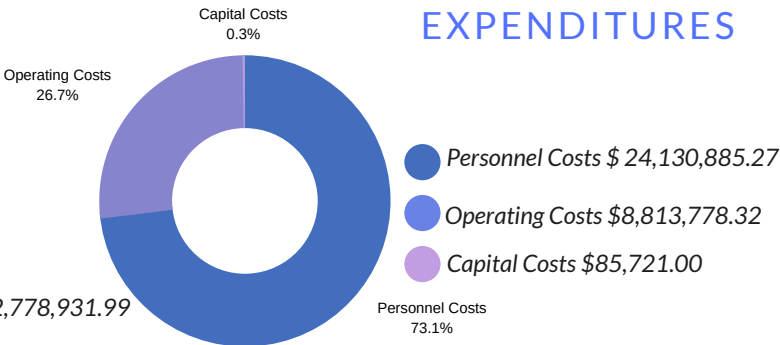
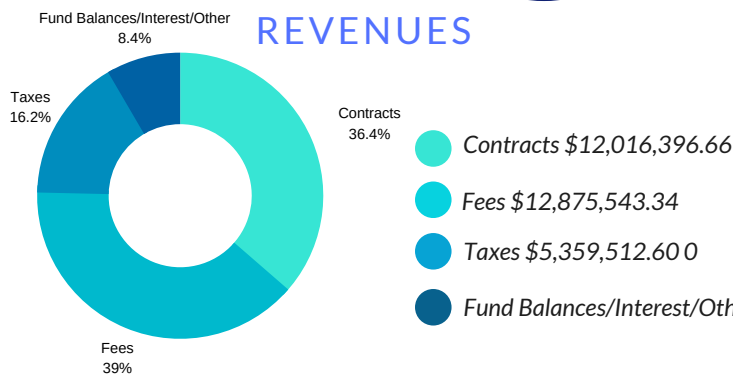
We also thank the public for the confidence placed in us to deliver lifesaving public health services. So much of what we do requires the public to communicate concerns and to actively engage in collaborative solutions. Please do not hesitate to let us know how we can better serve you!

We remain committed to working diligently to address the health needs of our residents. We look forward to helping Utah County remain as one of the healthiest counties in the nation!

Sincerely,
Eric Edwards, MPA CHES
Executive Director
Utah County Health Department



BUDGET





HEALTH CHAMPIONS

COMMUNITY HEALTH WORKERS

HELPED COMMUNITY NAVIGATE RESOURCES:



Social Determinant

• Food	103
• Mortgage	46
• Rent	296
• Utilities	113
• Miscellaneous	79
• No need - navigated to general resources	145

Community Health Workers assisting at local health events

DISPARITY REDUCTION TEAM

- Implemented Social Media Ad campaign, posting 12 community resource ads in English and Spanish. Priority resource needs included housing assistance, food assistance, mental health assistance, and COVID-19 vaccination clinic locations.
- Created Utah Health Equity County Coalition, holding coalition meetings with **30+** partners to discuss health issues in Utah County.
- Created and improved partnerships with over **80** partners. Assisted UCHD divisions with Spanish translations and partnered with multiple projects to reduce health disparities.
- Created Utah Health Equity County Coalition, holding coalition meetings with **30+** partners to discuss health issues in Utah County.
- Created and presented a GIS map showing areas with the most assistance requests due to health disparities exacerbated by COVID-19.
- Partnered with Johns Hopkins University and National Association of County and City Health Officials (NACCHO) to created 13 videos/animations to help with vaccine hesitancy.
- Conducted an Internal Needs Assessment for UCHD in January 2022. Findings included a need to collaborate more across divisions, a need to improve training (on disparities and resources available to perform job functions) as well as improve the onboarding process, the need to work with the private sector, and a need to improve internal language access to the public.



ADMINISTRATION



INNOVATION

Initiated innovation projects to modernize services offered to the public. These multi-year efforts will decrease future need for additional personnel, save Utah County resources, and increase convenience for the public.

PRIORITIZATION OF PROGRAMS

Utilized data and health informatics to prioritize the provision of public health programs and services to the growing Utah County public. Established the WIC program/clinic in the Northwest area to better meet the needs of the growing community.

DEMOBILIZATION OF COVID RESPONSE

Worked with public health partners to appropriately ramp down our pandemic response efforts without increasing unnecessary risks.

EMPLOYEE WELL-BEING

Implemented efforts to enhance employee recognition, improve working conditions and the morale of Health Department employees. Our ongoing efforts seek to address the behavioral health and well-being of staff.

DATA AND DRONES

Utilized data to develop and expand use of a drone to better control mosquitos in many different areas throughout Utah County. Expanded Mosquito Abatement Drone program will decrease disease vectors and nuisance mosquitoes.

UCHD SHOWCASE EVENT

Held a UCHD Showcase Event, providing the department's 30+ programs an opportunity to highlight: programs services, target populations served, barriers experienced, hot topics, how/if they provide referrals, contact information, and staff photos. The chance to put faces to names/programs was a great success as the department has grown rapidly and had turnover in the last few years.

BOARD OF HEALTH 2022

Jordan Singleton, MD Board Chair

Carl Hanson, Vice Chair

Commissioner Amelia Powers - Gardner

Ann Andeson

Gaye Ray

Mark Donaldson, MD

Shane Farnsworth

Jordan Singleton, MD

Ryan Schooley

Julie Fullmer



FAMILY & PERSONAL HEALTH SERVICES

SCHOOL NURSING

SCHOOL NURSE/STUDENT RATIO


- **1 / 2,731** Alpine School District
- **1 / 2,958** Nebo School District
- **1 / 2,724** Provo School District

SCHOOL VACCINE CLINICS

- **19** Clinics provided
- **1,441** Clients served
- **1,779** Vaccines administered

TOPICS TAUGHT

- Handwashing/Hygiene
- Diabetes Management
- Maturation presentations
- CPR/First Aid



STUDENT CARE

3,986 Student care plans completed or reviewed:

- **384** Seizures
- **538** Diabetes
- **540** Mental Health
- **1,428** Asthma
- **1,096** Severe Allergies

VISION CARE

Screenings focused on Tier 1 & 2 schools

- **68,424** Student vision screenings
- **3,749** Referrals to eye specialists
- **1,067** Students received new glasses

IMMUNIZATION STATUS AS OF NOVEMBER 2022, BY SCHOOL DISTRICT

**Not including COVID-19 immunizations*

	Adequately Immunized	Total Exemptions	Adequately Immunized	Total Exemptions	Adequately Immunized	Total Exemptions
Kindergarten School Entry	5,120	413	2,980	213	862	65
2nd Dose of Measles (MMR)	74,254	4,114	33,729	1,659	12,669	692
7th Grade Entry Booster	5,995	469	2,501	215	864	40

7.15%
UTAH COUNTY
IMMUNIZATION
EXEMPTION RATE

**Based on Kindergarten exemptions*

At the end of the school year: 100% of students are compliant with immunization requirements.

1,200+ FACULTY, STAFF AND STUDENTS WERE TRAINED IN CPR AND FIRST AID

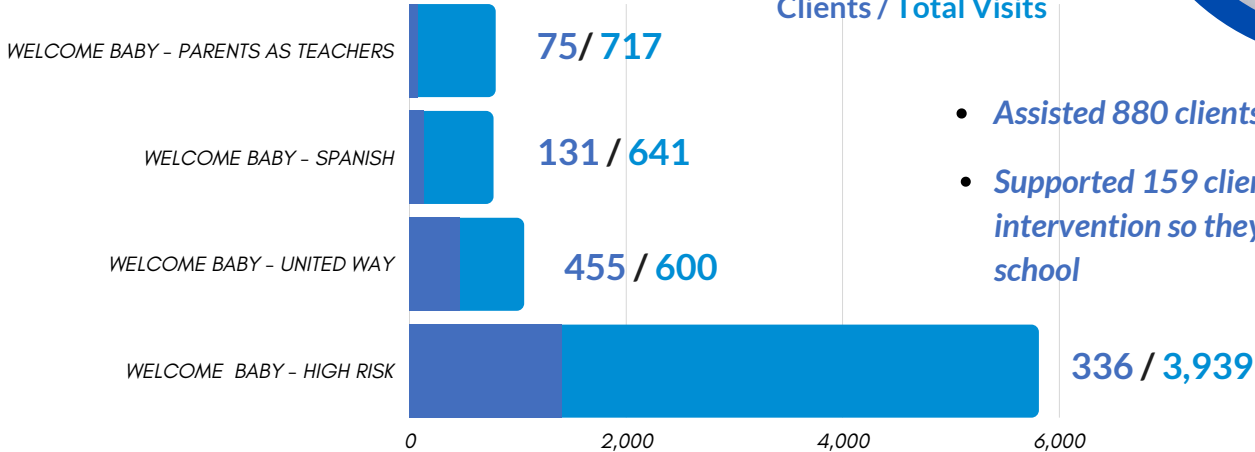


FAMILY & PERSONAL HEALTH SERVICES

HOME VISIT PROGRAMS



Clients / Total Visits



- Assisted 880 clients to qualify for Medicaid
- Supported 159 clients with early intervention so they would be ready for school

REPORTABLE INFECTIOUS DISEASES

Disease	5 yr avg	# cases	Disease	5 yr avg	# cases	Disease	5 yr avg	# cases
Campylobacter	83.6	80	Hepatitis B	36.2	41	Pertussis	45	10
Coronavirus-19 *not reported until 2020	*2020 74,710	73,077	Hepatitis B - perinatal	7.2	4	Salmonella	57.2	75
Chlamydia	1,359.8	1604	HIV (new cases)	24.4	15	Shigella	8.2	12
Cryptosporidium	24	34	Influenza - activity	1180.8	5286	Syphilis	43	69
E. coli	27.8	37	Influenza - hospitalized	200	349	Tuberculosis - active	2.2	4
Giardia	38.40	30	Legionellosis	4.4	4	Tularemia	0.2	1
Gonorrhea	272.20	327	Lyme	3.8	4	Varicella (chicken pox)	39.8	14
Hepatitis A	11.60	1	Measles	0	0	West Nile Virus	2	0

Service	#	Service	#	Service	#
BeWise coaching sessions	1,407	BeWise Heart Disease Screenings	813	Provo Site Vaccines	24,083
Family Planning Visits	42	Mammogram Vouchers	1,781	Payson Site Vaccines	2,444
Fluoride Prescriptions	58	Colon Cancer Screening	313	American Fork Vaccines	11,431
Pregnancy Tests	100	Skin Cancer Screening	100	Business Vaccines	1,162
HIV Screening (Travel)	58	Tuberculosis Clients on Preventative Medication	88	School Vaccines	1,779
Immigration Exams	825	Tuberculosis Skin Tests	4,105	City/Senior Vaccines	510
Laboratory Tests	10,306	Wellness Physical Exams	121		
Malaria Prescriptions	821	Women's Cancer Screening	1,489		

IMMUNIZATION & WELLNESS CLINICS



HEALTH PROMOTION & PREVENTION

WORKSITE WELLNESS

- **Well 4 Life**
 - **743** employees enrolled
 - **89 %** participated in health screening
 - **75%** completed health assessment
 - **72%** completed 1+ digital coaching journey
 - **74%** completed 1+ Cancer screenings
 - **71%** enrolled in diabetes management
 - **56%** enrolled in diabetes prevention

- **Events & Workshops**
 - Provided 5 brown bag presentations
 - National Diabetes Prevention Program
 - Sponsored co-ed county softball team



Program received Utah Worksite Wellness Council's Gold Award

CHRONIC DISEASE PREVENTION

- **Asthma Home Visit Program**
 - **51** educational visits
 - assisted **24** families in managing asthma, preventing hospital visits, missed school & work days
 - provided student asthma training to **20** Provo School District health clerks
- **Diabetes Prevention**
 - Funded two primary care clinics to implement Diabetes Management Quality Improvement projects.
 - One clinic reported a **25%** increase in referrals to diabetes education services, the reported a **6%** increase.
 - Supplied a clinic **45** A1C test cartridges to increase screenings and referrals to prediabetes classes.
 - Diabetes Awareness Campaign Results
 - **562** people took the prediabetes risk test
 - **928** people visited the Beat Diabetes webpage
 - Approximately **23** Utah based organizations participated
- **Radon Program**
 - Provided radon home test kits and education to **81** county residents
- **Cardiovascular Disease Program**
 - Mountainlands and University of Utah Parkway clinics awarded Million Hearts awards.
 - Promoted blood pressure control and medication adherence by providing **500** pill boxes and **500** wallet cards to Mountainlands, Parkway, Pace, and Canyon View Clinics.
 - Funded **5** clinics working on hypertension quality improvement projects.
 - Sent funded clinics resources for Self-Monitoring Blood Pressure coding, procedures, housing, nutrition, transportation, job resources, medication adherence, & Community Health Workers resources.
 - Promoted Comagine services for refining and interpreting data collection to funded clinics
 - Promoted Park RX to funded clinics.
 - Provided **32** BP monitors to two clinics - Parkway and Canyon View.
 - Provided 20 *Fit for Life* books to Canyon View clinic
- **Healthy Aging Program**
 - Provided **3** (6-week) workshops teaching skills for Chronic Disease, Diabetes, and Chronic Pain Self Management
- **Nutrition Programs**
 - Awarded **2** food venues for adopting food services guidelines and adding healthy food options to their menus.
 - Provided **9** worksites with technical assistance to improve or create a lactation space and policy.
 - Provided **3** food pantries with funding and technical support to create environmental changes to highlight healthier food options and increase fruits and vegetable availability.
- **Physical Activity Programs**
 - Safe Routes to School presentations at **23** elementary schools with **15,665** students.
 - Collaborated with **2** local cities in development on their active transportation plans
- **Top Star Program**
 - **2** childcare facilities developed nutrition and physical activity policies for healthy, active environments.

HEALTH PROMOTION & PREVENTION



INJURY PREVENTION

- **Child Passenger Safety/Car Seats**
 - 3 car seat checkpoints
 - 42 families, 80 children
 - 439 seats checked
 - 162 seats distributed to 270 families
 - 35 car seat education classes
- **Falls Prevention**
 - 3 Stepping On workshops
 - 40 participants
 - 1 Tai Chi workshop
 - 7 participants
- **Opioid Prevention**
 - 195 naloxone decals distributed
 - 800 bookmarks distributed
 - Increased traffic to Utah Valley Drug Prevention Coalition website by 600%
 - 11 Naloxone resource library posters
 - 1035 water bottle labels promoting naloxone, safe rx use
 - 5 naloxone presentations/ trainings

- **Suicide Prevention**
 - 12 QPR workshops
 - creating 200+ gatekeepers
 - 6 Working Minds workshops for 2 businesses
 - creating 100+ gatekeepers
 - 200 gun locks distributed
 - Applied for and awarded new suicide prevention coordinator position

Naloxone Decals



TOBACCO CONTROL & PREVENTION

- **Healthcare Providers**
 - 25 trained on Quitline referral
 - 20 dental providers educated
- **Retail Compliance**
 - 386 compliance checks, 15 violations
 - 210 compliance checks with youth, 11 underage sales; sale rate 5.2%
- **Retailer Education**
 - 210 received training
- **Community Education & Quitline**
 - 200 educated during the Great American Smokeout
 - 300 educated at South Franklin Community Center Health Fair
 - 440 educated at Department of Workforce Services
- **Community Partnership**
 - Community Grants Awarded 4
 - Utah County Grants distributed totaling \$367,854

- **School Prevention Education**
 - 6318 students educated by School Nurses about tobacco and cessation services



Tobacco staff educating community members at Great American Smokeout Event

SUBSTANCE USE DISORDER PREVENTION

- 270+ people trained to use the opioid reversal drug, naloxone
- 187 naloxone kits distributed
- Increased **Communities That Care** to 7 areas:
 - Eagle Mountain/Saratoga Springs
 - American Fork
 - Lehi
 - Lindon
 - Pleasant Grove
 - Vineyard
 - Payson/Goshen/Santaquin/Genola



The Substance Use Disorder prevention team partnered with others around the state to create an underage cannabis misuse campaign, Gray Matters.

MOSQUITO ABATEMENT



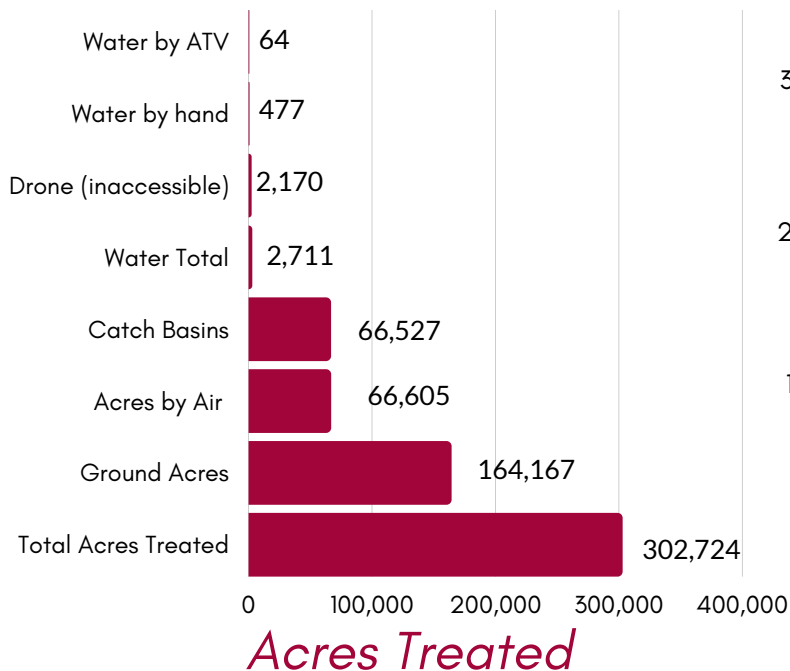
MOSQUITOES TRAPPED

- **17,129** in standard traps (well below past 18 year average of 51,492)
- **10,638** in air spay lake traps
- **16,103** special study traps
- **43,870** TOTAL

EDUCATION

- Updated created and shared a video on aquatic invertebrates and mosquito control with 450+ elementary school students.
- Taught classes at Sky Ridge, Orem, and Lone Peak High Schools about integrated Pest Management.

TREATMENT



TESTING

Used the q-PCR testing in house to test for West Nile Virus, Western Equine Encephalitis and Saint Louis Encephalitis.

WEST NILE VIRUS

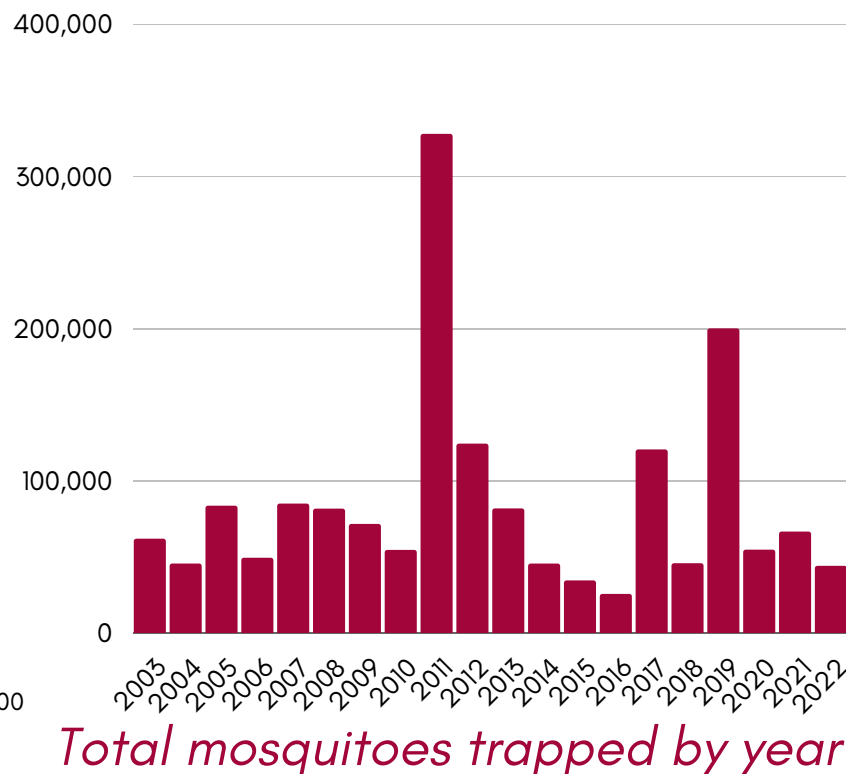
- **354** pools of vector mosquitoes tested
- **1** pool tested positive
- **0** human cases
- **0** equine cases

INSPECTION

- **6,052** acres inspected for mosquito larvae
- **7,108** known locations inspected for mosquito larvae

SERVICE REQUESTS

- Responded to **1,108** service requests within a 24-hour workday period.
 - **776** via website
 - **332** phone calls



VITAL RECORDS



INITIAL CERTIFICATES ISSUED

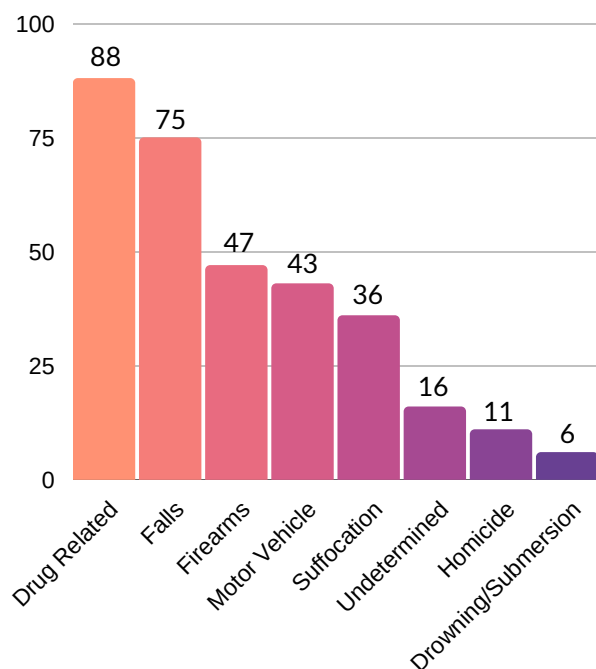
BIRTH

- **15,177** Provo office
- **4,323** American Fork office
- **1,238** Payson office
- **20,738** TOTAL

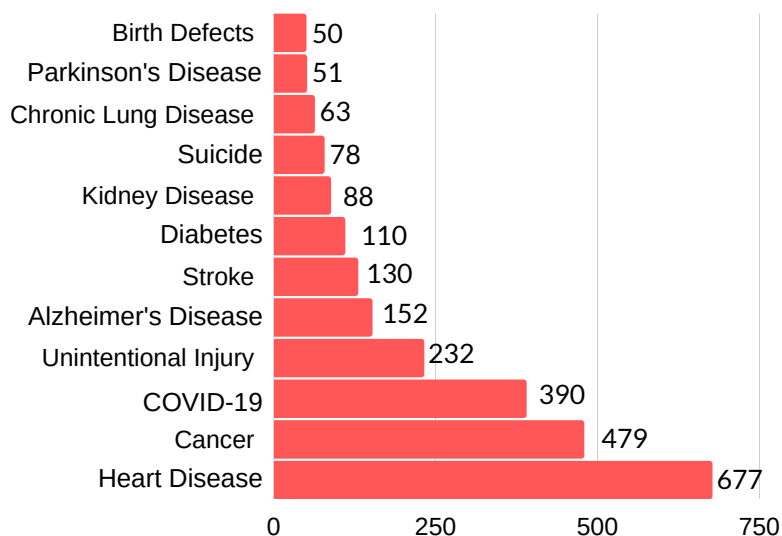
DEATH

- **1,922** Provo office
- **1,108** American Fork office
- **530** Payson office
- **3,560** TOTAL

TRAUMATIC DEATHS



LEADING CAUSES OF DEATH

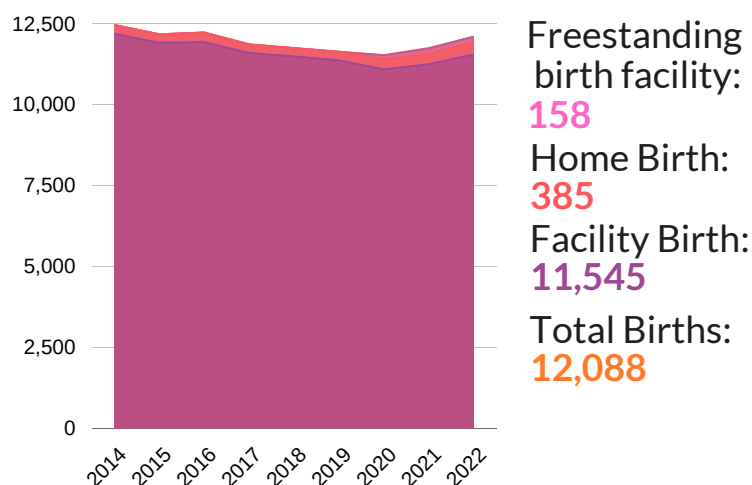


TOTAL DEATHS 3,226

AVERAGE AGE AT DEATH

Women **74.1**
Men **68.41**

BIRTHS BY YEAR



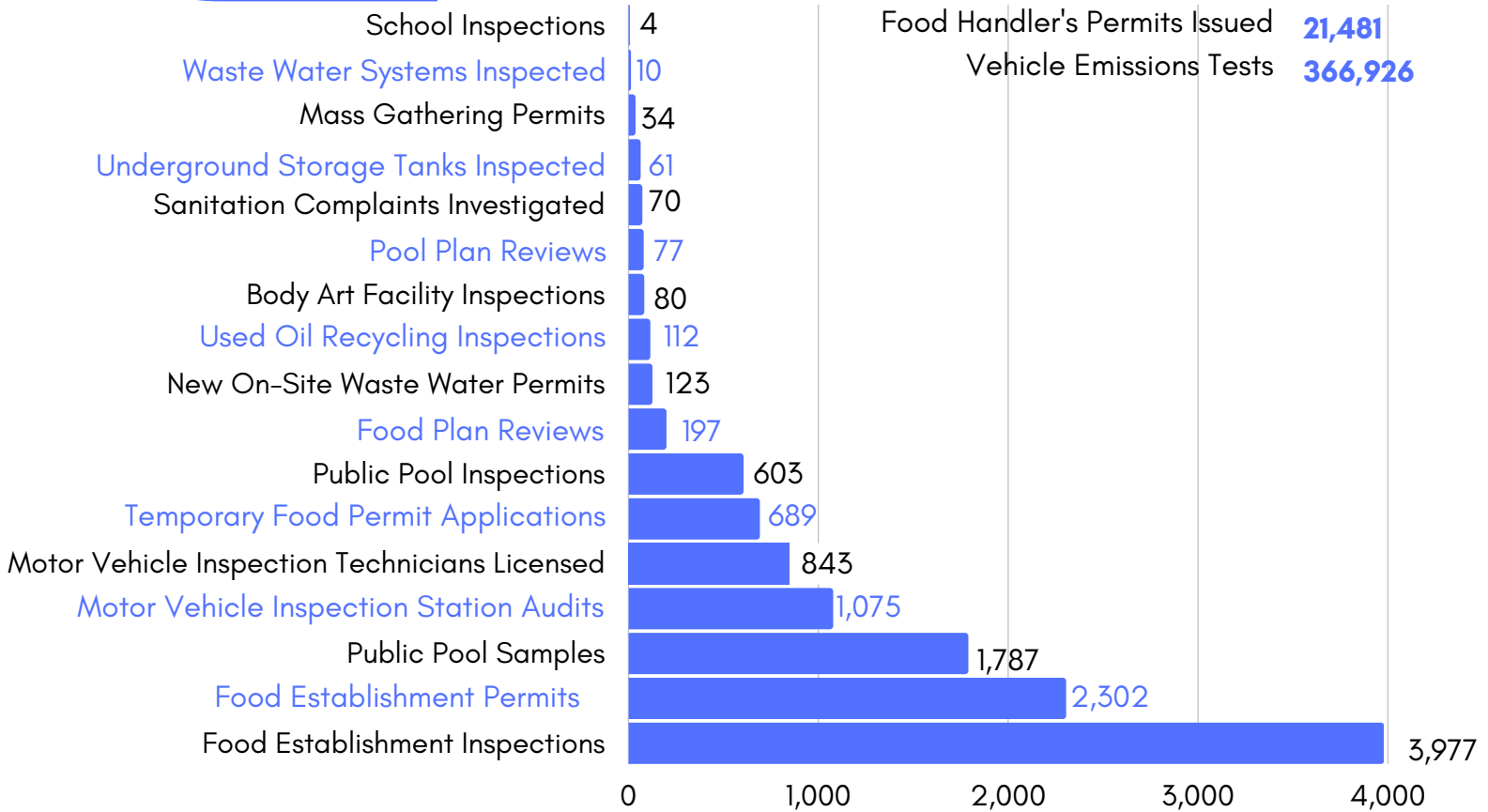
BIRTHS DETAIL

Births to unmarried mothers: **1,251**
Births to mothers 15 - 17 : **40**
Births to mothers 18-19 : **125**
Births to mothers with 6+ live births: **137**

* Preliminary 2022 data, subject to change



ENVIRONMENTAL HEALTH



AIR QUALITY

- Added new drive-on hoist at the Spanish Fork facility for lowered/modified vehicles.
- Created emissions deferral process for vehicles located outside of Utah.
- Utah County currently has 220 Certified Emissions Stations and 651 Mechanics on record.

WATER QUALITY

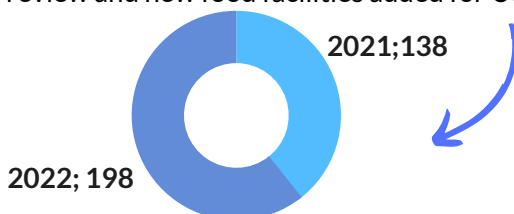
- Implemented searchable database for locating onsite wastewater systems in Utah County.
- Began working with GIS teams from state and local agencies to map onsite wastewater records.
- Managed another 8% increase in number of pool facilities throughout Utah County.

FOOD SAFETY

- Conducted 198 plan reviews for new or remodeled food facilities, approximately 20% increase from the previous year. This is a new record high for plan review and new food facilities added for Utah County.

SOLID HAZARDOUS WASTE

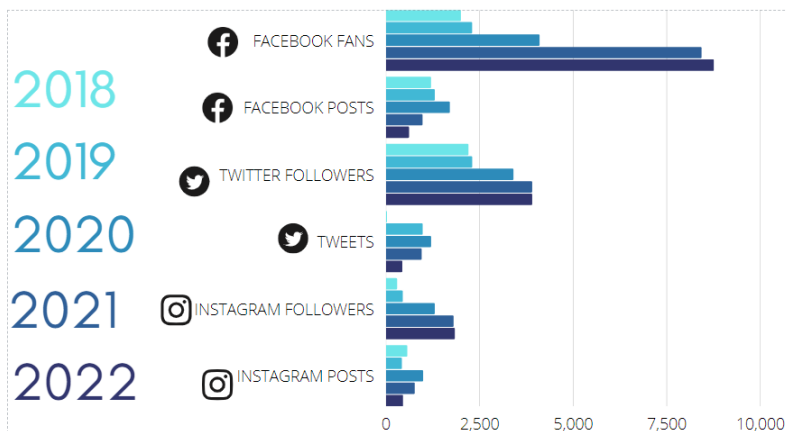
- 36 Methamphetamine contaminated properties were reported, compared to only four reported 10 years ago.
- Processed 146 GRAMA requests for records.
- Implemented a Body Art Facility Plan Review process to implement more standard facilities throughout the county.
- Revised the Utah County Body Art Rule and took revisions to the Board of Health for approval to streamline the program and make the process more efficient.



PUBLIC INFORMATION & COMMUNICATION SOCIAL MEDIA OVERVIEW



SOCIAL MEDIA FOLLOWERS & POSTS



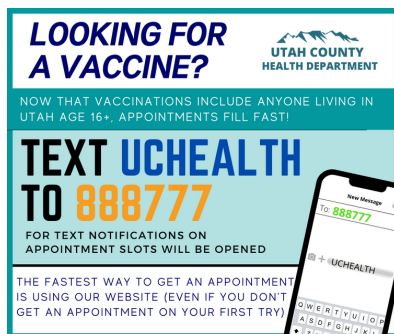
GOOGLE BUSINESS PROFILES

PROFILES	10
SEARCHES	34,895
MESSAGES	93
CALLS	5690
DIRECTIONS	4249
WEB CLICKS	7280
INTERACTIONS	258,672

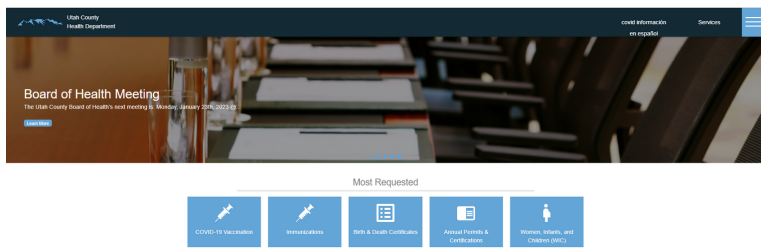
EVERBRIDGE OPT-IN NOTIFICATIONS

46,386
SUBSCRIBERS

14
MESSAGES
SENT

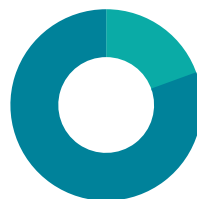


WEBSITE



TOTAL SESSIONS **221,291**
PAGE VIEWS **394,931**
NEW USERS **158,090**
PAGES/SESSION **1.78**

TOTAL INBOUND MESSAGES

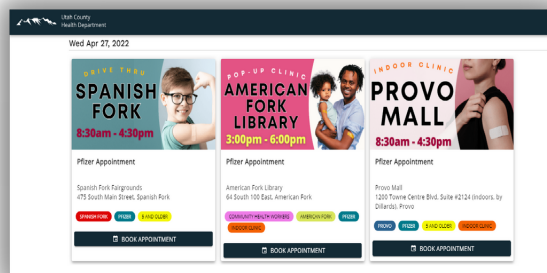


WEBSITE **700+**
SOCIAL MEDIA **2900+**
TOTAL **3600+**

INTERNAL COMMUNICATION REQUESTS

300+ COMMUNICATION REQUESTS FULFILLED

VACCINE SCHEDULER SITE



TOTAL EVENTS **662**
APPOINTMENTS **31,850**



SENIOR VOLUNTEERS


FOSTER GRANDPARENTS

In 2022 **43** Foster Grandparent volunteers served **29,910** hours, tutoring and mentoring more than **480** students in Alpine, Nebo and Provo School Districts.

Senior volunteers serve as a mentors or tutors for children and youth in community organizations such as schools by help children with reading, preparing younger students for school readiness and teach decision-making and life skills.



Foster Grandparents volunteers celebrating National volunteer week at the Museums of Natural History



Volunteer Marilyn Bascom receiving an award

SENIOR COMPANIONS

46 Senior Companion volunteers served **26,426** hours, assisting **249** clients in Utah and Wasatch counties.

Volunteers provided assistance and support to help seniors maintain their independence and provide respite to caregiver in Utah and Wasatch counties.



Senior Companion Volunteers working at a recruitment event



Volunteer Thelma Smith receiving an award

WOMEN, INFANTS & CHILDREN



Average number of clients served per Month = **9,360**
112,326 clients provided healthy foods, nutrition education, and other health services.

PUBLIC CHARGE RULE

In 2019, WIC was listed as exempt from the new Public Charge rule, meaning those who will be applying for a change of immigration status can use the WIC program without it affecting their immigration application.

SARATOGA CLINIC

Opened a new WIC office in Saratoga Springs on November 2nd. This is the first Health Department location available on the West side of I-15. This has been a huge need as this is where the majority of the population, especially those with young children is rapidly growing.



WIC BIRTHDAY EVENT

Hosted the first WIC Birthday event in September, with 24 community organizations providing booths.



Local businesses and organizations donated raffle prizes and refreshments. 165 families attended. This event will be held annually!

FORMULA RECALL

Worked with State WIC office to help WIC participants find appropriate formula alternatives during the Abbott formula recall and shortage.

BENEFITS INCREASED

Fruit and Vegetable benefits for WIC clients were increased to \$25/ child and \$44-49/woman during 2022. This benefit increase will continue through September 2023.

NATIONAL RECOGNITION

Utah County WIC Lactation Program received the 2022 USDA WIC Breastfeeding Award of Excellence Gold Premier Award.

This is given to local agency WIC lactation programs for being an exemplary breastfeeding program.



ONLINE SCHEDULING

WIC appointments can be scheduled online at health.utah.gov/vpms/client. An average of 332 appointments are scheduled online each month. Appointments can also be scheduled by phone, 801-851-7300 or by text, at 385-312-0625.

UTAH COUNTY HEALTH DEPARTMENT • HEALTH.UTAHCOUNTY.GOV • 2022 ANNUAL REPORT