



ANNUAL IMPACT REPORT 2024

OUR VALUES

COLLABORATION

COMMUNICATION

HEALTHY LIFESTYLES

COMMUNITY PARTNERSHIPS

EFFICIENT CUSTOMER SERVICE

FOSTERING CULTURAL COMPETENCE

PROMOTING SAFE AND HEALTHY ENVIRONMENTS

Utah County Health Department (UCHD) provided excellent care and service to the community in 2024. Over 300 dedicated staff brought our mission to life.

Together, we build a healthier community by anticipating and addressing potential health concerns for all.

2024 was full of innovation at UCHD! We are excited to share our 2024 annual impact report with you. We have aligned this report to the 10 Essential Public Health Services and our focus on the Social Determinants of Health.



10 ESSENTIAL PUBLIC HEALTH SERVICES



ASSESS & MONITOR

Assess and monitor population health status, factors that influence health, and community needs and assets



INVESTIGATE & ADDRESS HEALTH HAZARDS

Investigate, diagnose, and address health problems and hazards affecting the population



COMMUNICATE

Communicate effectively to inform and educate people about health, factors that influence it, and how to improve it



COMMUNITY HEALTH PARTNERSHIPS

Strengthen, support, and mobilize communities and partnerships to improve health



PUBLIC HEALTH POLICY

Create, champion, and implement policies, plans, and laws that impact health



REGULATION

Utilize legal and regulatory actions designed to improve and protect the public's health



ACCESS TO HEALTH SERVICES

Assure an effective system that enables equitable access to the individual services and care needed to be healthy



WORKFORCE DEVELOPMENT

Build and support a skilled public health workforce



QUALITY IMPROVEMENT

Improve and innovate public health functions through ongoing evaluation, research, and continuous quality improvement



INFRASTRUCTURE

Build and maintain a strong organizational infrastructure for public health



SOCIAL DETERMINANTS OF HEALTH

Our services and teams are all connected to a bigger picture: our Strategic Plan.

The goals in our Strategic Plan will be tied to the Social Determinants of Health. These are the conditions in our environment that impact health and well-being.

We're not just working to make things safer and healthier today - we're changing systems that lead to sustained outcomes.

Notice the icons as you read through our 2023 Impact Report to see how programs are supporting the Determinants of Health.



HEALTH & HEALTH CARE



NEIGHBORHOOD & BUILT ENVIRONMENT



ECONOMIC STABILITY



EDUCATION ACCESS & QUALITY



SOCIAL & COMMUNITY CONTEXT

Health and Health Care means the presence of medical services and if people are actually able to access the care they require.

Neighborhood and Built Environment means creating neighborhoods and environments that promote health and safety.

Interventions and policy changes can reduce health and safety risks.

Economic Stability means linking people to resources that allow them to meet their health needs.

Education access and quality means linking people to resources to help them succeed. People with higher education are more likely to be healthier and live longer.

Social & Community Context means helping people get the social support they need. People's relationships and interactions with family, friends, co-workers, and community members can have a major impact on their wellbeing.



ADMINISTRATION

Utah County Health Department monitors and responds to things that impact the health of our community and visitors. The funds to complete this work in 2024 came from **134 different contracts and grants**.

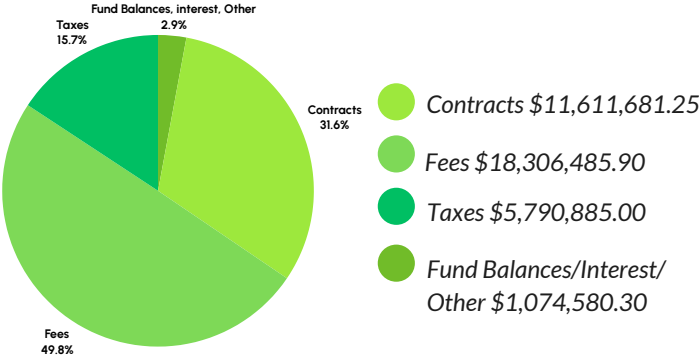

INFRASTRUCTURE


PUBLIC HEALTH POLICY

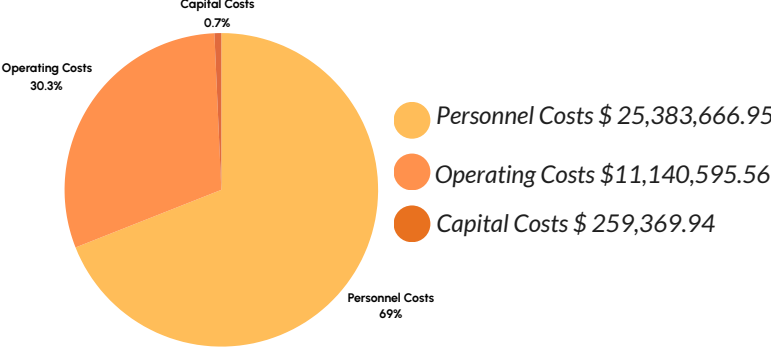

QUALITY IMPROVEMENT


WORKFORCE DEVELOPMENT

REVENUES



EXPENDITURES



EXECUTIVE LEADERSHIP

In 2024, our commitment to innovation became a driving force in advancing public health across Utah County. By embracing new technologies and forward-thinking strategies, we reshaped how we meet the evolving needs of our growing community. Data analytics and improved system interoperability enabled more proactive and precise responses. Modernization efforts streamlined operations, strengthened collaboration, and enhanced real-time decision-making—empowering our workforce and maximizing resources. This progress not only delivered measurable results but also positioned us to build a more adaptive and resilient public health system for the future



Executive Director
Eric Edwards, MPA, MCHES



Deputy Director
Tyler Plewe, MPA, EHS

BOARD OF HEALTH 2024

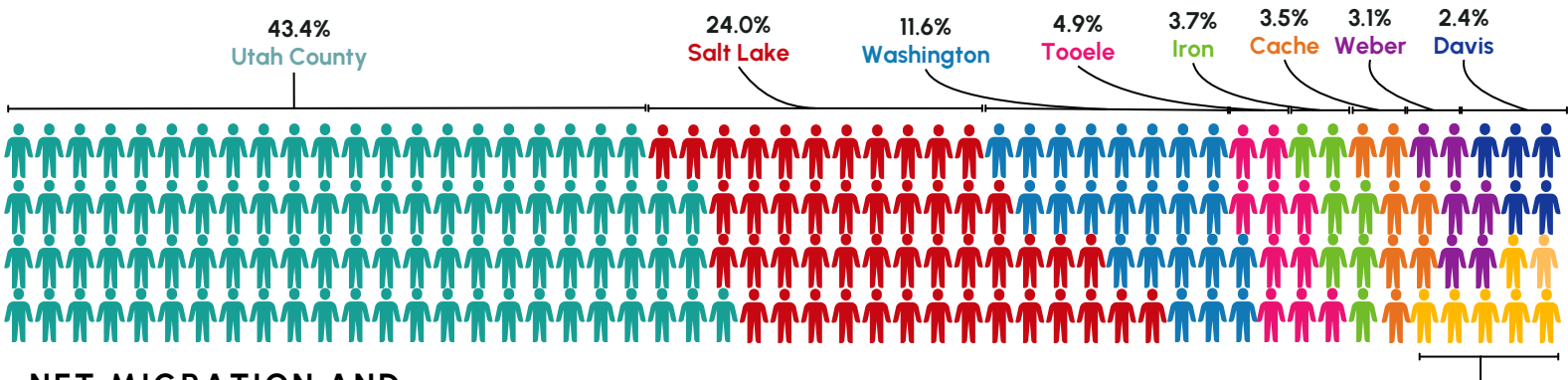
Carl Hanson, PhD Board Chair	Commissioner Amelia Powers - Gardner	Eric Edwards, MPA, MCHES
Mark Donaldson, MD	Michael Kennedy, MD	Jeffrey Ogden, MD
Wendy Dau	Ryan Schooley	Sonia Pineda
		Francine Jensen
		Julie Fullmer

GROWTH

The Utah County Health Department's ongoing strategic planning efforts are crucial for addressing the needs of a growing county, as it ensures that efforts to protect environmental quality and enhance public health are both proactive and effective. By anticipating future challenges and opportunities, we can implement sustainable public health practices and policies that promote the health and well-being of the community while optimizing limited resources. This approach not only addresses immediate concerns but also builds a foundation for long-term resilience and quality of life for all residents of Utah County.

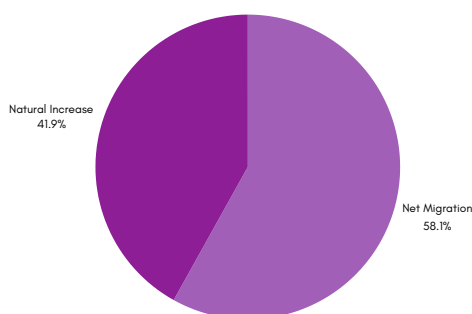


UTAH COUNTY SHARE OF STATE POPULATION GROWTH, 2023-2024



NET MIGRATION AND NATURAL INCREASE

- Typically, slower growing counties are fueled by natural increase, with less net migration
- Faster growing counties are fueled more by net migration
- In 2024, net migration drove Utah County's growth by 58%, while natural increase by 41%
- Population growth is directly related to demand for health department services



Wasatch 1.7%	Juab 0.7%	Rich 0.2%	San Juan 0.1%
Sanpete 1.1%	Millard 0.2%	Duchesne 0.1%	Morgan 0.1%
Box Elder 1.0%	Piute 0.2%	Grand 0.1%	Beaver 0.1%

Note: Carbon, Daggett, Emery, Garfield, Kane, Sevier, Summit, and Uintah counties are not included due to population declines

Source: Utah Population Committee, Kern C. Gardner Policy Institute

3.4%
Rest of State



Utah County continues to experience dynamic and accelerated growth—with the county's share of state growth representing 43% from 2023—we recognize the critical need for strategic public health leadership. Our team is proactively advancing innovative solutions to meet emerging challenges, protect community well-being, and seize opportunities to build a healthier future for all residents."

- Eric Edwards, Executive Director

BIRTH & DEATH RECORDS

Our Vital Records team safely handles important documents families need for school and employment. They work for the Utah Department of Health and Human Services, hospitals, birthing centers, funeral, homes, coroner's offices, and Universities.


INFRASTRUCTURE


ACCESS TO HEALTH SERVICES


ASSESS & MONITOR


REGULATION

BIRTH & DEATH RECORDS ISSUED IN 2024

20.32k+
BIRTH CERTIFICATES
ISSUED

4.7k+
DEATH CERTIFICATES
ISSUED

“The Vital Records team provides a streamlined process for residents to access vital records for legal, genealogical, or personal needs,” - **Deputy Registrar Alisha Earl**



Our team assists residents in three locations: Payson, Provo, and American Fork.

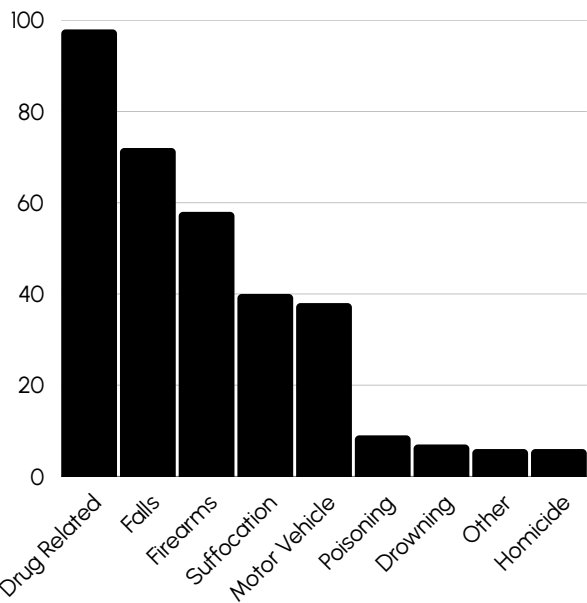
75.40
AVERAGE AGE OF
DEATH WOMEN

70.76
AVERAGE AGE OF
DEATH MEN

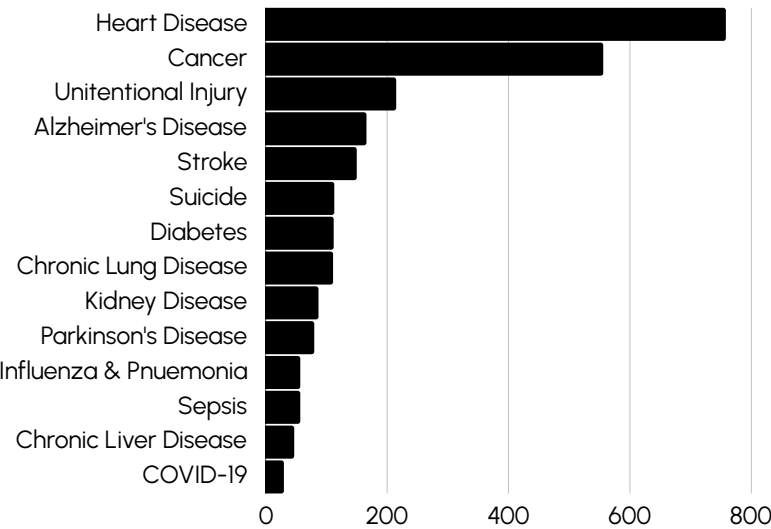
3,607
TOTAL DEATHS

11,528
TOTAL BIRTHS

TRAUMATIC DEATHS



LEADING CAUSES OF DEATH



*2024 data counts are provisional and are subject to change

COMMUNICATION

Provides accurate, timely, and clear health information to Utah County residents while continually striving for quality improvement. The team actively manages phone messaging, website content, the online scheduler, social media platforms, language support services, printed materials, and organizes community outreach initiatives to enhance accessibility and effectiveness.



240K+

PEOPLE REACHED
WITH NALOXONE
MESSAGING ON
META/INSTAGRAM

160+

HEALTH MESSAGES
PROMOTED ON
DIGITAL BILLBOARD



DEPARTMENT SOCIAL
MEDIA GROUP FORMED

1K+

SOCIAL MEDIA MESSAGES

1K+

NEW SOCIAL MEDIA
FANS & FOLLOWERS

69K+

GOOGLE
INTERACTIONS

300+

STAFF SUPPORTED
WITH NEW BRANDING
IMPLEMENTATION

350+

COMMUNICATION
REQUESTS FULFILLED



New branding and logo released in 2024.



This team works across the entire Health Department to help share important information with our community. From health updates to event promotions, they support every part of the department to make sure messages are accurate, consistent, and easy to understand. Whether it's designing visuals or helping craft the right words, they're here to keep you informed—with clarity and care.



"We don't just share information—we serve it up fresh, clear, and with a little kick. The Comms Team is all about keeping the public informed with accurate, high-quality content **that actually makes you want to read it.**" - **Public Information Officer, Aislynn Tolman-Hill**

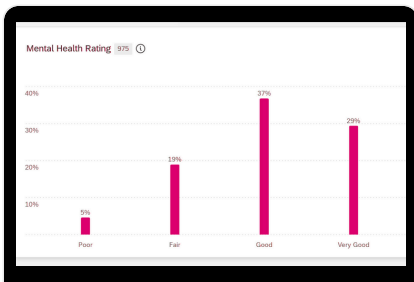
COMMUNICATION & QUALITY IMPROVEMENT

This team works with internal and external partners on projects to improve services for UCHD clients. They develop guiding agency documents, including the Community Health Assessment, Community Health Improvement Plan, and Strategic Plan.




QUALITY IMPROVEMENT PROJECTS

Community Health Assessment Partner Input Sessions

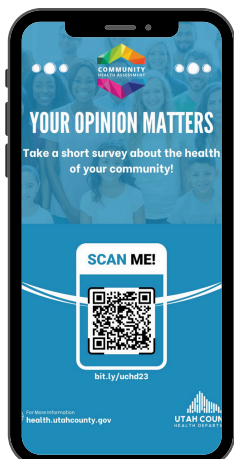


- Data from the Community Health Assessment was presented to 30+ partners
- Partners reviewed and refined health priorities based on assessment data

Created data privacy process to better protect public and their personal data



We use Qualtrics to fuel our QI projects with real data. It helps us find smarter, faster, and more efficient ways to serve the public — because "good enough" just isn't good enough. We're here to deliver better, faster, and cheaper — and we've got the data to back it up..” - **Tyler Plewe**, Deputy Director



Community Health Assessment Response

- Received 1400+ responses
- "Always on" model allows for community input at anytime



Quality Improvement Specialist,
Natalie Butler

ENVIRONMENTAL HEALTH

This team works to ensure the water you drink, the food you eat, and the air you breathe are safe. They monitor air quality, and partner with food, body art, schools, and pool facilities.



NEIGHBORHOOD
& BUILT
ENVIRONMENT



ASSESS
& MONITOR



INVESTIGATE &
ADDRESS
HEALTH
HAZARDS



REGULATION



PUBLIC
HEALTH
POLICY



INFRASTRUCTURE



IMPROVED LIQUID WASTE
HAULER/SCAVENGER
COMPANY INSPECTIONS



IMPROVED ONSITE
WASTEWATER PLAN
REVIEW AND PERMITTING
TURNAROUND TIMES



ASSISTED IN REVISING BODY
ART RULE AND PUBLIC POOL
RULE TO PROVIDE CLARITY
THROUGHOUT THE STATE

6%

INCREASE IN POOL
INSPECTIONS
COMPLETED FROM 2023

10%

INCREASE IN POOL
SAMPLES PROCESSED
FROM 2023

40%

INCREASE IN BODY
ART INSECTIONS
FROM 2023



DATABASE
CONVERSION FOR
IMPROVED EFFICIENCY

3,424

ROUTINE FOOD
INSPECTIONS

413

FOLLOW UP FOOD
INSPECTIONS

508

OTHER FOOD
INSPECTIONS

49

FOOD COMPLAINTS
ADDRESSED

465,484

VEHICLE
EMISSIONS TESTS

241

CERTIFIED EMISSIONS
STATIONS

753

EMISSION STATION
MECHANICS TESTED

1,444

MOTOR VEHICLE
INSPECTION STATION
AUDITS



Environmental Health Team members work in the areas of air quality, water, and food safety.



2024 was a year of significant improvements, including staff specialization through restructuring and the successful conversion and implementation of a new database. As Utah County continues to face growth challenges, these advancements position us to better manage and support our evolving needs," - Environmental Health Director, Jason Garrett

EMERGENCY PREPAREDNESS & RESPONSE

This team works closely with Utah County Emergency Management. They maintain relationships with medical and response partners in case of emergency and routinely respond to issues within Utah County to help keep our county safe and healthy.



ENHANCED COLLABORATION

We've teamed up with the Communications (Comms) team and now share office space with them in the Health and Justice Building. This partnership helps us communicate faster and more effectively during emergencies.

CONTINUED PARTNERSHIP WITH EMERGENCY MANAGEMENT

We're also proud to continue working closely with Utah County Emergency Management. For the past five years, this collaboration has helped us respond more efficiently and access additional emergency resources when needed.

SHARING OUR WORK NATIONALLY

We were honored to present on our partnership with Utah County Emergency Management at the National Healthcare Coalition Preparedness Conference.

VOLUNTEERS & EVENTS

Our Medical Reserve Corps (MRC) coordinator has been busy organizing events and boosting volunteer participation. Our volunteers assembled over 200 Stop the Bleed kits in a single day!

PREPAREDNESS IN ACTION

We stay actively involved in community and regional preparedness efforts:

- Local Emergency Planning Committee (LEPC)
- Emergency Manager meetings
- Hospital coalition groups
- Local and state emergency readiness drills and exercises

STOCKPILE & RESOURCES

Our stockpile of Personal Protective Equipment (PPE) is ready for use during health emergencies.

REAL-WORLD COORDINATION

While we didn't experience any full-scale emergency deployments this year, we remained ready and responsive. Hospitals in our area faced power, heating, and cooling issues, and we were alerted to the situations and stood by with equipment support.

One notable response involved a hospital water outage, where the coalition—working closely with Utah County Emergency Management—provided water filtration equipment and supplies to help maintain safe operations. It was a great example of collaboration and rapid response in action.

FULL-SCALE FEDERAL EXERCISE

We took part in the Ultimate Caduceus Full-Scale Exercise, a federal emergency drill where over 50 simulated patients were flown from Washington to Salt Lake City. The exercise tested and strengthened coordination efforts for patient reception and hospital transport across Utah.



This team keeps the county prepared by planning, training, running drills, and coordinating with healthcare partners and volunteers. They manage medical supplies and respond quickly during emergencies.



Our partnership with Emergency Management has been going strong for **over five years**," - Emergency Response Coordinator, **Ryan Strabel**



Ultimate Caduceus Full-Scale Exercise testing patient transport

HEALTH PROMOTION & PREVENTION

This team of health educators encourages healthy behaviors and lifestyles to prevent disease and injury through education, creating supportive environments, and implementing policies.



CHRONIC DISEASE PREVENTION

5

CLINICS
SUPPORTED FOR
CHRONIC DISEASE
MANAGEMENT

8

DAYCARE FACILITIES
RECEIVING TOP STAR
ENDORSEMENT

5

CHRONIC ILLNESS
PREVENTION PLANS
DEVELOPED WITH
NEIGHBORHOOD
COMMUNITY LEADERS.



Chronic Disease and Injury Prevention staff equip communities through education, advocacy, and programs that promote healthier lifestyles and safer environments.



FOOD ACCESS STEERING
COMMITTEE SUPPORTED



YEAR-LONG WORKSITE
DIABETES PREVENTION
PROGRAM COMPLETED

INJURY PREVENTION

350+

CARSEATS
CHECKED

226

EDUCATED IN
CLASSES

87

BIKE HELMETS &
HELMET FITTING
PROVIDED

500

KIDS & ADULTS
RECEIVED BIKE
SAFETY EDUCATION

157

SEATS
DISTRIBUTED

150

LIFE JACKETS
PROVIDED

280

YOUTH EDUCATED
ABOUT POISON
AWARENESS


27

PARTICIPANTS IN
OLDER ADULT FALL
PREVENTION

ASTHMA HOME VISIT PROGRAM

74

ASTHMA HOME HOME
VISITS CONDUCTED



RADON

39

CONTINUOUS RADON MONITORS
LOANED TO RESIDENTS, SHARING
INDIVIDUAL REPORTS AND
EDUCATION WITH EACH



Our team helps the community breathe easier with Asthma Home Visits and Radon programs!

“

Our staff empowers individuals and communities with the tools and knowledge to **create lasting, positive change.**” - Linnea Fletcher, Health Promotion & Prevention Division Director

HEALTH PROMOTION & PREVENTION

This team of health educators encourages healthy behaviors and lifestyles to prevent disease and injury through education, creating supportive environments, and implementing policies.



SUBSTANCE MISUSE PREVENTION

21M+

REACHED
THROUGH
OUTDOOR
NALOXONE
CAMPAIGN

2.1K+

NALOXONE
KITS
PROVIDED

45+

PARTNER
ORGANIZATIONS

1.9K+

NALOXONE KITS
DISTRIBUTED
TO PARTNERS



This team works to prevent substance misuse and suicide through community interventions

7

COMMUNITIES
THAT CARE
COALITION
SUPPORTED

14K+

PROVIDED
PREVENTION
TRAINING,
EDUCATION, &
RESOURCES

1.8K+

INDIVIDUALS
TRAINED ON
NALOXONE
USE

TOBACCO CONTROL & PREVENTION

11K+

COMMUNITY
MEMBERS
CONNECTED
TO FREE
CESSATION
SERVICES

\$370K+

AWARDED BETWEEN SIX
COMMUNITY ORGANIZATIONS
TO REDUCE DRUG USE

208

TOBACCO
RETAIL
INSPECTIONS
TO ENSURE
COMPLIANCE
WITH STATE
LAW

1K+

INDIVIDUALS
PARTICIPATED IN
THE GREAT
AMERICAN
SMOKEOUT
RESOURCE NIGHT



This team works to reduce the burden of tobacco in our communities through education, regulation, cessation and community events.

SUICIDE PREVENTION



Utah County now has a comprehensive suicide postvention plan which allows all agencies involved in a suicide to know steps and process involved, partners to engage and ensures coverage after a loss.

It takes courage
to talk about suicide.

 **Veterans
Crisis Line**
DIAL 988 then PRESS 1

HOME VISIT NURSING

This team of Nurse Home Visitors supports families at many stages of pregnancy and childhood. Programs lead to better pregnancy outcomes, improved child health & development, and increased economic self-sufficiency.



NURSE FAMILY PARTNERSHIP

117

CLIENTS

1,104

HOME VISITS

3,599

TOTAL HOME VISITS

MEDICAID TARGETED CASE MANAGEMENT

821

INITIAL VISITS

636

FOLLOW UP VISITS

PRESCHOOL DEVELOPMENT GRANT

660

CLIENTS 0-8

86

PRENATAL CLIENTS

2,942

POSTPARTUM DEPRESSION SCREENINGS

PRENATAL - 5 YEARS OLD

149

INITIAL VISITS

319

FOLLOW UP VISITS

PARENTS AS TEACHERS

107

CLIENTS

1,585

HOME VISITS

2,938

TOTAL CLIENTS

TEEN PARENTS HIGH RISK

43

CLIENTS

1,968

HOME VISITS

12

SUPPORT GROUPS

626

SUPPORT GROUP ATTENDEES

SPANISH SUCCESS BY SIX

39

FAMILIES HOME VISITS

216

412

SUPPORT GROUP ATTENDEES

655


MOTHERS RECEIVING FOLLOW-UP VISIT FOR MENTAL HEALTH CONCERN

1,091

READY TO LEARN/ PLAYGROUP FAMILIES

115

BIRTHING CLASS PARTICIPANTS



Our compassionate home visit nursing staff is devoted to supporting families, improving pregnancy outcomes, and fostering the health and development of every child in our community.

IMMUNIZATIONS

This team provides all required and recommended vaccines for children and adults, including travel vaccines.



TOTAL VACCINES

LOCATION	CLIENTS	VACCINES
PROVO	13,875	30,342
PAYSON	1,697	3,610
AMERICAN FORK	6,762	13,772
OFFSITE CLINICS	2,753	3,121
TOTALS	24,907	50,845

50,845
TOTAL VACCINES
PROVIDED

24,907
CLIENTS

OFFSITE CLINICS

LOCATION	CLINICS	CLIENTS	VACCINES
BUSINESSES	21	807	1,0233
SCHOOLS	15	1,339	1,613
CITY/SENIOR	17	427	485
TOTALS	53	2,573	3,121

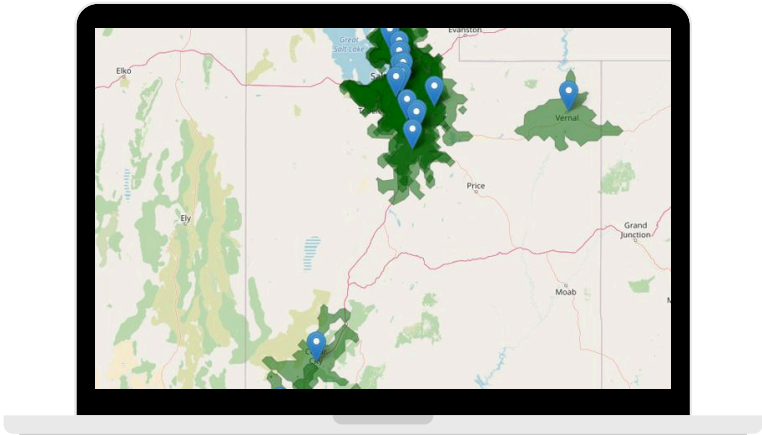

“We’re all about keeping our community healthy, which is why we’re committed to making vaccinations easy and accessible—whether it’s for infants, travel, back-to-school, or routine immunizations. You’ll find us not just in our clinics, but out in the community too, offering over 50 offsite vaccination clinics each year across Utah County.” - **Nancy Flake, Immunizations Bureau Director**



Our team provides immunizations in Provo, Payson, American Fork, and through offsite clinics

INFORMATICS

This teams uses technology to analyze disease and other data to help us better anticipate and respond to health issues in the community.



This interactive map developed by UCHD Informaticist, Colton, shows statewide coverage of public and private travel clinics. It includes 60-minute drive-time zones for each clinic, highlighting areas with limited or no access.



This team uses electronic health records, information systems, and data analytics to support informed decisions, improve care, and guide health policy. They also enable quicker emergency responses and enhance collaboration across healthcare, research, and public health.

EPIDEMIOLOGY


This team tracks and responds to reportable diseases and outbreaks.



9,787
INFECTIOUS DISEASE
CASES
INVESTIGATED

33
OUT OF COUNTY
CASES INVESTIGATED

90+
REPORTABLE
CONDITIONS TRACKED



Our epidemiology team is dedicated to preventing the spread of disease in our communities

EPIDEMIOLOGY



HEALTH
& HEALTH
CARE



INVESTIGATE &
ADDRESS
HEALTH
HAZARDS



COMMUNICATE



ASSESS
& MONITOR

Disease/Condition	5 yr avg	# cases	Disease/Condition	5 yr avg	# cases	Disease/Condition	5 yr avg	# cases
Acinetobacter species - Carbapenem resistant	2	3	Hepatitis C, acute	15	18	Respiratory Syncytial Virus (RSV)	1269	1098
Campylobacter	92	129	HIV Infection, adult	18	21	Rubella	0	1
Chickenpox	26	14	Influenza Activity	2140	4108	Salmonella	62	84
Chlamydia	1507	1549	Influenza Hospitalization	194	301	Shiga toxin-producing Escherichia coli (STEC)	33	47
Clostridium difficile	59	103	Influenza Pediatric Deaths Year	0	3	Shigella	11	23
Coccidioidomycosis	10	22	Klebsiella species - Carbapenem resistant	1	1	Spotted Fever Rickettsiosis	1	0
Coronavirus-19 (Cases)	46246	4350	Lead poisoning	20	42	Streptococcal disease, invasive, Group A	32	41
Coronavirus-19 (Deaths)	181	25	Legionellosis	4	11	Streptococcal disease, invasive, Group B	47	38
Creutzfeld-Jacob Disease (CJD)	0	2	Leptospirosis	0	1	Streptococcal disease, invasive, other	74	16
Cryptosporidium	40	45	Listeriosis	1	0	Streptococcus pneumoniae, invasive disease	26	34
Cyclosporiasis	1	9	Lyme	3	2	Syphilis, congenital	1	0
Dengue Fever	0	2	Malaria	1	7	Syphilis, early	20	14
E. coli - Carbapenem resistant	1	0	Meningitis, Aseptic	1	0	Syphilis, primary	7	7
Enterobacter species - Carbapenem resistant	1	3	Meningitis, Other (Protozoal, Fungal, Parasitic)	0	0	Syphilis, reactor	2	11
Gastroenteritis Undiagnosed	2	0	Meningitis, Bacterial Other	3	6	Syphilis, secondary	9	5
Giardia	33	33	Meningitis, Viral	10	11	Syphilis, unknown duration or late	28	51
Gonorrhea	303	259	Meningococcal disease (Neisseria meningitidis)	1	0	Toxic Shock Syndrome	4	10
Haemophilus influenzae, invasive disease	18	21	Mpox	5	1	Tuberculosis Gateway	33	103
Hemolytic Uremic Syndrome (HUS)	3	1	Multisystem Inflammatory Syndrome Associated with COVID-19	6	0	Tuberculosis Active	4	6
Hepatitis A	2	1	Mumps	1	0	Tuberculosis, Latent Infection (LTBI)	261	418
Hepatitis B Pregnancy Event	6	5	Mycobacteria, Atypical	16	9	Typhoid (cases and carriers; caused by Salmonella typhi)	1	1
Hepatitis B virus infection, chronic	39	29	Norovirus	71	265	Vaping Lung Injury	5	0
Hepatitis B, acute	1	2	Paratyphoid	0	1	Vibriosis non-cholera	1	6
Hepatitis C virus infection, chronic	125	104	Pertussis	26	88	West Nile Infection	0	3
Hepatitis C virus infection, perinatal	1	1	Q Fever	1	1	Zika	0	1

MOSQUITO ABATEMENT

This team works to reduce the mosquito population and mosquito-borne disease risk to the residents and visitors in Utah County.



61,423

TOTAL MOSQUITOES
TRAPPED

48,663

VECTOR MOSQUITOES
TESTED

82,212

CACH BASINS
TREATED

1,804

SERVICE REQUESTS
FULFILLED WITHIN 24
BUSINESS HOURS

786

POOLS OF VECTOR
MOSQUITOES TESTED

5 OF 786

POOLS TESTED POSITIVE
FOR WEST NILE VIRUS

0.10%

MOSQUITO INFECTION
RATE ACHIEVED

2

HUMAN OR EQUINE
CASES OF WEST
NILE VIRUS

72,411

ACRES TREATED BY AIR
FOR MOSQUITOES

176,991

ACRES TREATED FROM
THE GROUND (ULV) FOR
MOSQUITOES

3,265

ACRES OF WATER
TREATED
FOR MOSQUITO
LARVA

6

SCHOOLS TAUGHT
INTEGRATED PEST
MANAGEMENT

7,586

ACRES INSPECTED FOR
MOSQUITO LARVA

7,816

KNOWN LOCATIONS
CHECKED FOR
MOSQUITO
LARVA

3

EQUINE
CASES OF WEST
NILE VIRUS



This team has two certified drone pilots.

Drone application allows for mosquito treatment of 1 acre in ~35 seconds, which is 15x faster than the typical application.

“Our innovations have driven remarkable progress, reflected in positive trends across nearly all 2024 metrics—a high-performing year despite anticipated increases in mosquito numbers. The strategic use of drones has enhanced our surveillance and treatment capabilities, contributing significantly to these successful outcomes” -
**Mosquito Abatement Division
Director, Dan Miller**

SCHOOL NURSING

This team works closely with the three school districts to ensure the wellbeing of students in Utah County.



HEALTH & HEALTH CARE



INVESTIGATE & ADDRESS HEALTH HAZARDS



EDUCATION ACCESS & QUALITY



ACCESS TO HEALTH SERVICES



School Nurses - Provo School District



School Nurses - Nebo School District



School Nurses - Alpine School District

71.3k+

STUDENT VISION SCREENINGS

11k+

STUDENTS TAUGHT NICOTINE CESSATION

1.6k+

IMMUNIZATIONS GIVEN

1k+

STAFF TAUGHT CPR/FIRST AID

4k+

HEALTH CARE PLANS WRITTEN/REVIEWED

DISTRICT	SCHOOL NURSE/STUDENT RATIO	OCT 2024 ENROLLMENT
ALPINE SCHOOL DISTICT	1:3,260	84,757
NEBO SCHOOL DISTRICT	1:3,087	38,044
PROVO SCHOOL DISTRICT	1:2,691	13,455

9.3%

UTAH COUNTY IMMUNIZATION EXEMPTION RATE

*Based on Kindergarten exemptions

SCHOOL IMMUNIZATIONS

	ALPINE		NEBO		PROVO	
NOVEMBER 2024	ADEQUATELY IMMUNIZED	TOTAL EXEMPTIONS	ADEQUATELY IMMUNIZED	TOTAL EXEMPTIONS	ADEQUATELY IMMUNIZED	TOTAL EXEMPTIONS
KINDERGARTEN ENTRY	5,170	496	2,156	279	757	58
2ND DOSE MMR	82,224	4,851	33,006	1,739	11,664	500
7TH GRADE ENTRY	6,607	616	1,517	260	874	65

SENIOR VOLUNTEERS

This team supports seniors to stay active by serving others, either as a school volunteer or a senior companion. These amazing volunteers help kids perform better in school and help seniors stay in their own homes longer, all while improving their own quality of life!



FOSTER GRANDPARENTS

42

CLASSROOM GRANDPARENT VOLUNTEERS

28,286

HOURS VOLUNTEERED

379+

STUDENTS SERVED

3

SCHOOL DISTRICTS

NATIONAL VALUE OF CLASSROOM VOLUNTEER 2024 HOURS =

\$947,298.00

88% OF STUDENTS SHOWED MEASURABLE ACADEMIC IMPROVEMENT

SENIOR COMPANIONS

36

SENIOR COMPANION VOLUNTEERS

23,689

HOURS VOLUNTEERED

635

HOMEBOUND OLDER ADULTS AND THEIR CAREGIVERS SERVED

NATIONAL VALUE OF SENIOR COMPANIONS VOLUNTEER COMPANIONS 2024 HOURS =

\$793,345.00

“ This vital support not only enhanced the quality of life for these individuals but also alleviated stress for full-time caregivers. ”

Senior Volunteer Director, Cheri Tuckett
- Senior Volunteer Director, Cara Moody



This team supports our Foster Grandparent and Senior Companion Programs. They are incredible resources to our fantastic volunteers!

WELLNESS CLINIC

This fully bilingual English/Spanish team provides preventive care, screenings, and referrals, ensuring all community members have access to vital health services.



CANCER SCREENING VISITS

1,548 BREAST & CERVICAL CANCER SCREENING VISITS	331 PAP SMEARS	167 SKIN CANCER SCREENINGS	1,664 MAMMOGRAM VOUCHERS PROVIDED	372 COLON CANCER TEST KITS PROVIDED
---	--------------------------	--------------------------------------	---	---

BE WISE PROGRAM

2k+ COACHING SESSIONS	103 ATTENDING HEALTH CLASSES	143 CLIENTS REFERRED TO DOCTOR	598 HEART DISEASE SCREENINGS
---------------------------------	--	--	--

HEALTH FAIRS

180+ ATTENDING HEALTH FAIRS	2 HEALTH FAIRS
---------------------------------------	--------------------------

DENTAL

24 FLUORIDE PRESCRIPTIONS

LABORATORY TESTS

10k+ LABORATORY TESTS	3.4k+ CLIENTS SEEN
---------------------------------	------------------------------

WELLNESS PHYSICALS

147 WELLNESS EXAMS



Our team is ALL bilingual (Spanish and English) and help clients with preventive care such as cancer and heart disease screening and referrals.

IMMIGRATION

1.3k+ IMMIGRATION EXAMS



We provide vital health services, ensuring every individual gets the care they deserve, no matter their journey " - Sonia Dale, Wellness Clinic Bureau Director



WOMEN, INFANTS, & CHILDREN (WIC)

This team provides support to eat healthy, have a healthy pregnancy, breastfeed successfully, and raise amazing kids.



11,052

AVERAGE NUMBER OF CLIENTS SERVED PER MONTH

132,633

CLIENTS PROVIDED HEALTHY FOODS, NUTRITION EDUCATION, & OTHER HEALTH SERVICES

2,737

FAMILIES SERVED BY PROVO WIC LOCATION (2ND LARGEST IN STATE)

1,613

FAMILIES SERVED BY AMERICAN FORK LOCATION

985

FAMILIES SERVED BY PAYSON LOCATION

849

FAMILIES SERVED BY SARATOGA SPRINGS LOCATION

11

REGISTERED DIETICIANS SERVE WIC CLIENTS

3

NUTRITIONISTS

18

CERTIFIED LACTATION EDUCATORS

2

INTERNATIONAL BOARD CERTIFIED LACTATION CONSULTANT

520

AVERAGE NUMBER OF ONLINE APPOINTMENTS SCHEDULED PER MONTH



Utah County WIC hosted it's 3rd annual WIC Birthday Bash at Thanksgiving Point's Electric Park on September 23.

263

FAMILIES ATTENDED THE WIC BIRTHDAY EVENT

52

COMMUNITY ORGANIZATIONS PARTNERED AT CELEBRATION



*Photo courtesy Office of Lt. Governor

LT. GOVERNOR DEIDRE HENDERSON CELEBRATED WIC'S 50TH ANNIVERSARY WITH A STATEWIDE PRESS CONFERENCE

“

The WIC program has been evolving to better serve families. Starting October 2025, food packages will be more diverse to meet different needs. Our Utah County WIC staff are dedicated to adapting and providing personalized support to participants. " - Jillian Porto, WIC Director

HOW CAN WE HELP?

**ADMINISTRATION**

Health & Justice Building
151 S University Ave, Provo UT
801-851-7012

**AIR QUALITY**

3255 North Main Street
Spanish Fork, UT, 84660
801-851-7600

**BIRTH & DEATH
CERTIFICATES**

801-851-7005

**COMMUNICATION &
QUALITY IMPROVEMENT**

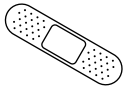
801-851-7531

**EMERGENCY
PREPAREDNESS**

801-851-2680
385-326-9280

**ENVIRONMENTAL
HEALTH**

801-851-7525

**FAMILY &
PERSONAL HEALTH**

801-851-7024

**HEALTH PROMOTION
& PREVENTION**

801-851-7095

**MOSQUITO ABATEMENT**

476 West 3000 North
Spanish Fork, UT, 84660
801-851-7637

**SENIOR VOLUNTEERS**

Senior Companions
801-851-7767
Classroom Grandparents
801-851-7784

**WOMEN, INFANTS,
& CHILDREN**

Provo Clinic/Administration:
151 S University Ave, Provo, UT 84601

American Fork Clinic: 599 S 500 E
American Fork, UT 84003

Saratoga Springs Clinic:

1528 Commerce Drive Suite 204
Saratoga Springs, UT 84045

Payson Clinic:

285 N 1250 E, Payson, UT 84651

Appointments: 801-851-7300

**AMERICAN FORK OFFICE**

599 S 500 E, American Fork
UT 84003
801-851-7333

**PAYSON OFFICE**

285 N 1250 E,
Payson UT 84651
801-851-7353

Immunizations 801-851-7351
Vital Records 801-851-7353
Women, Infants & Children
Classes



UTAH COUNTY
HEALTH DEPARTMENT

HOW CAN WE HELP?

Utah County Health Department complies with applicable Federal civil rights laws and does not discriminate on the basis of race, color, national origin, age, disability, or sex.

Utah County Health Department cumple con las leyes federales de derechos civiles aplicables y no discrimina por motivos de raza, color, nacionalidad, edad, discapacidad o sexo.

Utah County Health Department 遵守適用的聯邦民權法律規定，不因種族、膚色、民族血統、年齡、殘障或性別而歧視任何人。

Utah County Health Department tuân thủ luật dân quyền hiện hành của Liên bang và không phân biệt đối xử dựa trên chủng tộc, màu da, nguồn gốc quốc gia, độ tuổi, khuyết tật, hoặc giới tính.

Utah County Health Department 은(는) 관련 연방 공민권법을 준수하며 인종, 피부색, 출신 국가, 연령, 장애 또는 성별을 이유로 차별하지 않습니다.

Utah County Health Department bik'ehgo h0ji'9n7g77 bidadeeti'7g77 Wllshindoon f'1l 1t'4 bill'ashdla'ii bee bl Idahaazt'i'7g77 bibee haz'32nii d00 doo ak'7j8' nitslhlkees da d77 ninahj8' al'33 dadine'4, dine'4 biklg7 1t'eh7g77, binllhai'7g77, nazhnit'ago da, 47 doodaii' asdzln7 d00 din4 1t'eh7g77.

Utah County Health Department ले उपयुक्त संघीय अधिकारको व्यवस्थाले पालन गर्छ र वंश, रङ, राष्ट्रियता, उमेर, अपाङ्गता वा लिङ्गको आधारमा भेदभाव गर्दैन ।

Utah County Health Department 'oku nau muimui ki he ngaahi lao totonu ki he sivile 'o e Fetulolo (Federal civil rights law) pea 'oku 'ikai ke nau faikehekehe'i (discriminate) makatu'unga he matakali, lanu, fonua ne tupu mei ai, ta'u, tisi'apiliti, pe fa'unga tangata.

Utah County Health Department pridržava se važećih saveznih zakona o građanskim pravima i ne pravi diskriminaciju po osnovu rase, boje kože, nacionalnog porijekla, godina starosti, invaliditeta ili pola.

Sumusunod ang Utah County Health Department sa mga naaangkop na Pederal na batas sa karapatang sibil at hindi nandidiskrimina batay sa lahi, kulay, bansang pinagmulan, edad, kapansanan o kasarian.

Utah County Health Department erfüllt geltenden bundesstaatliche Menschenrechtsgesetze und lehnt jegliche Diskriminierung aufgrund von Rasse, Hautfarbe, Herkunft, Alter, Behinderung oder Geschlecht ab.

Utah County Health Department соблюдает применимое федеральное законодательство в области гражданских прав и не допускает дискриминации по признакам расы, цвета кожи, национальной принадлежности, возраста, инвалидности или пола.

Utah County Health Department يلتزم الأصل الوطني أو السن أو الإعاقة أو الجنس بقوانين الحقوق المدنية الفدرالية المعمول بها ولا يميز على أساس العرق أو اللون أو

Utah County Health Department អនុវត្តតាមច្បាប់សិទ្ធិពលរដ្ឋនៃសហព័ន្ធដែលសមរម្យនិងមិនមានការរើសអើងលើមូលដ្ឋាន នៃពូជសាសន៍ ពណ៌សម្បុរ សញ្ជាតិដើម អាយុ ពិការភាព ឬភេទ។

Utah County Health Department respecte les lois fédérales en vigueur relatives aux droits civiques et ne pratique aucune discrimination basée sur la race, la couleur de peau, l'origine nationale, l'âge, le sexe ou un handicap.

Utah County Health Department は適用される連邦公民権法を遵守し、人種、肌の色、出身国、年齢、障害または性別に基づく差別をいたしません。

Utah County Health Department è conforme a tutte le leggi federali vigenti in materia di diritti civili e non pone in essere discriminazioni sulla base di razza, colore, origine nazionale, età, disabilità o sesso.

Utah County Health Department cumpre as leis de direitos civis federais aplicáveis e não exerce discriminação com base na raça, cor, nacionalidade, idade, deficiência ou sexo.

Utah County Health Department ได้ปฏิบัติตามรัฐธรรมนูญที่เกี่ยวกับสิทธิที่เหมาะสม และไม่ได้แบ่งแยกทางชาติพันธุ์ สีผิว เชื้อชาติ อายุ ความพิการ หรือเพศ

Utah County Health Department Seera hariiroo hawwaasummaa Fedeeraalaan wal qabatan sanyiidhaan, bifaan, dhiigaan, umriidhaan, hiri'ina qaamaan, yookiin koorniyaadhaan hin loogu.

